



# CaIFresh Guide

STUDENT EDITION



# Outline: What's Here?

2/19

- ▶ **Benefits:**
  - ▶ Why apply?
- ▶ **Eligibility:**
  - ▶ Is this really worth my time?
- ▶ **Application Checklist & Instructions:**
  - ▶ *How do I start?*
- ▶ **Other Resources:**
  - ▶ What else is out there?



# (Many) Benefits



# JUMP

3/19

## ▶ Food

- ▶ Up to \$292/mo for groceries
- ▶ Farmers' Markets match up to \$10 of EBT
- ▶ Imperfect Produce discounts

## ▶ Transportation

- ▶ Discounted Unlimited Lifeline MUNI pass (\$43/mo)
- ▶ Clipper START

## ▶ Fun and More

- ▶ Free/discounted admission to Cal Academy, Exploratorium, and more!
- ▶ California Lifeline Phone Service (discounts on phone services)
- ▶ Discounted Amazon Prime (\$5.99/mo)
- ▶ Discounted internet (providers vary)

▶ [Click here for more!](#)



market match

IMPERFECT<sup>™</sup>  
p r o d u c e



amazon Prime

exploratorium<sup>®</sup>



CALIFORNIA  
ACADEMY OF  
SCIENCES

# Eligibility: Quick and Dirty



4/19

- ▶ **Many students are eligible so don't write yourself off too quickly!**
  - ▶ Income and student requirements can be confusing, but we'll walk you through it
- ▶ Common reasons students are not eligible
  - ▶ PHD/MSTP Stipends
  - ▶ Health Professions Scholarship Program (HPSP) Stipends
  - ▶ Nurse Corp Scholarship HRSA Stipends
  - ▶ International Student (Must be US Citizen or a legal permanent resident)
- ▶ **If you don't apply, you won't know if you qualify**
- ▶ Sure you are ineligible? Skip to the end for available resources

# Eligibility: Nitty Gritty

5/19

- ▶ 3 Major Criteria
  - ▶ US Citizenship or Permanent Legal Residence (PLR)
  - ▶ Income at or under chart based on household
  - ▶ Fulfill at least ONE student requirement



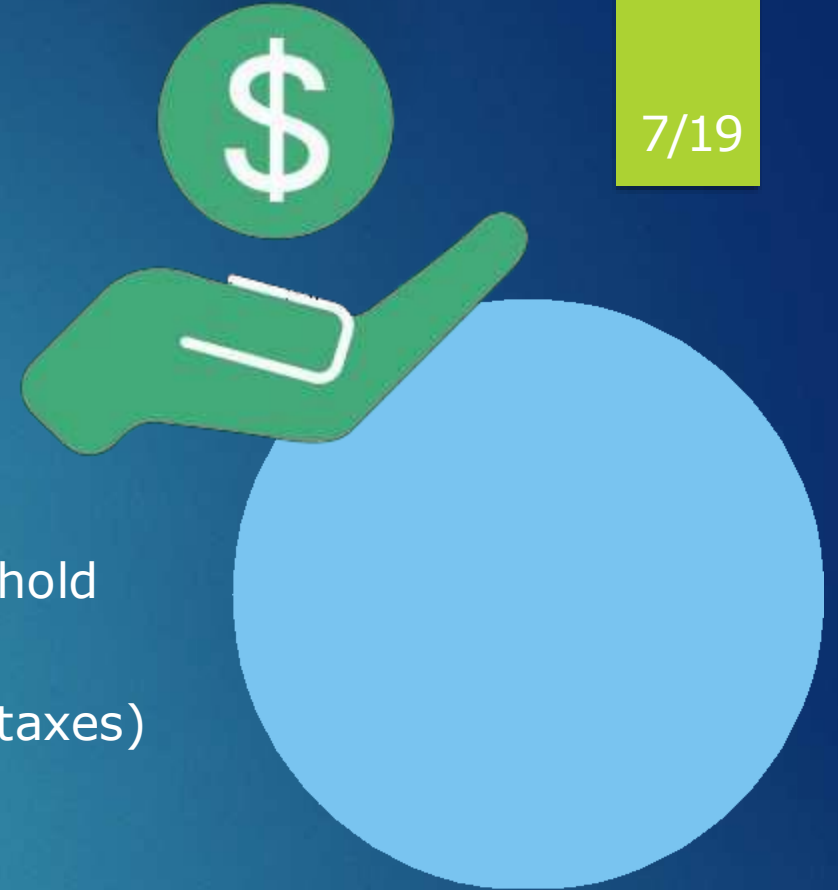
# Eligibility: Citizenship or PLR

6/19

- ▶ You'll need documentation to prove this
  - ▶ Passport
  - ▶ PLR Card
  - ▶ See checklist for more



# Eligibility: Income Limits



- ▶ “How broke do I need to be to qualify?”
  - ▶ Depends on your “household” size
  - ▶ Unless you are living with a spouse or your kids, household size=1
  - ▶ Limits shown below for monthly *gross* income (before taxes)

Family Size	1	2	3	4	5
Income Limit	\$2510	\$3408	\$4304	\$5200	\$6098

# Eligibility: Student Requirements

8/19


- ▶ Many students satisfy one or more of these.
  - ▶ Only need to satisfy **ONE** to be eligible
- ▶ Eligibility for Federal Work Study is a popular option
- ▶ Financial Aid can verify and document your eligibility. You will need this as proof of eligibility to satisfy this requirement
  - ▶ [Click here to request School Documentation for CalFresh](#)
- ▶ **Eligibility is different than actually working.** (i.e. Working 20hrs/wk is a separate requirement.)





# Eligibility: Specifics

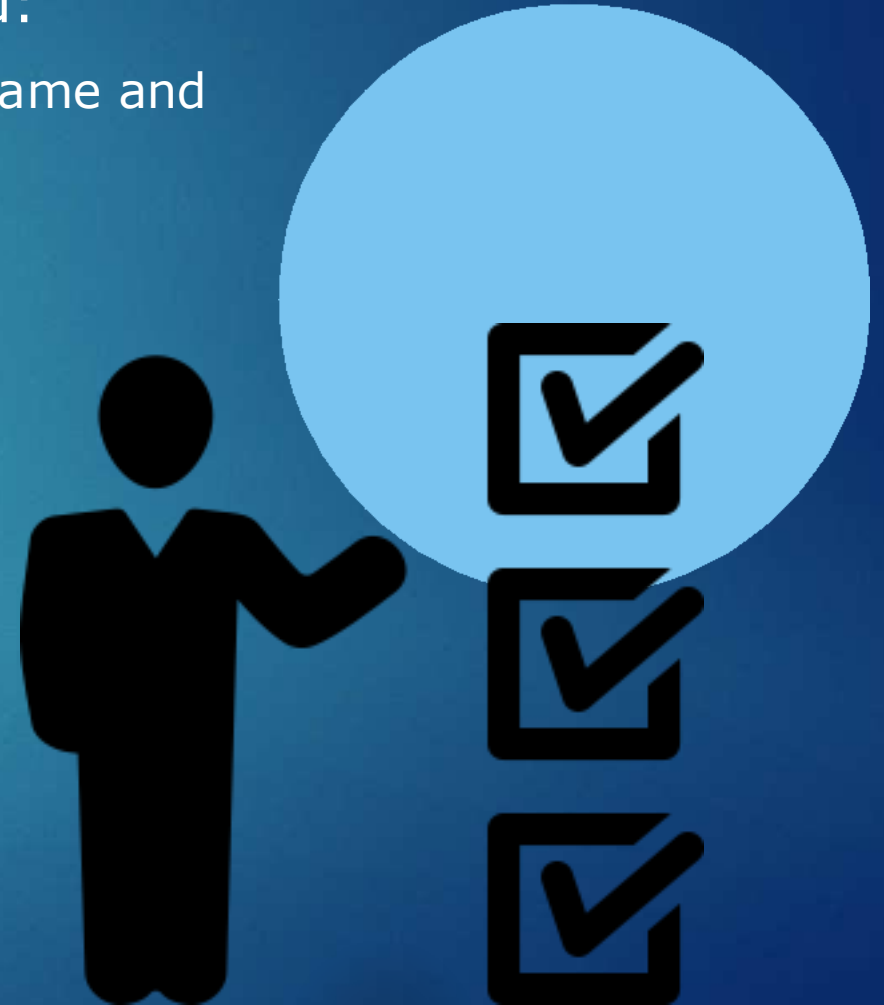
- ▶ Satisfy at least **ONE** of the following:
  - ▶ **Approved for federal work-study**
  - ▶ Work at least 20hrs/wk on average
  - ▶ Full-time student with a child under 12
  - ▶ Part-time student with a child under 6
  - ▶ Part-time student with child 6-11 without adequate childcare
  - ▶ Receiving CalWORKs
  - ▶ Enrolled in CalFresh employment and training
  - ▶ Do not plan to register for next school term



# Application Checklist: Overview

10/19

- ▶ Seems like you're eligible? Here's what you'll need:
  - ▶ 1. Proof of residence (lease, copy of bills with your name and address)
  - ▶ 2. [School Documentation for CalFresh](#)
    - ▶ May need pay stubs depending on case worker
  - ▶ 3. Enrollment Verification
  - ▶ 4. Other proof to satisfy requirements



# Application Checklist: Specifics

11/19

- ▶ Collect anything below that applies to you:
  - ✓ ID card
  - ✓ Birth certificate for children
  - ✓ LPR card (Lawful Permanent Resident)
  - ✓ US Passport
  - ✓ Social Security Card
  - ✓ Proof of income from last 30 days
  - ✓ Rent/Mortgage
  - ✓ Child care Bills
  - ✓ Court Ordered Child Support
  - ✓ Medical bills if elderly or disabled



# Instructions: Overview

12/19

- ▶ Four Steps to Benefits
  - ▶ Create an Account (~5 mins)
  - ▶ Upload documents (~10mins)
  - ▶ Phone Interview (~10-20mins)
  - ▶ Approval /Denial Letter (3-30 days)



[Click here to link to the application website!](#)

# Instructions: (1) Create an Account

13/19

- ▶ Step One: Create an account at <https://benefitscal.com/>

[View more announcements and updates](#)

## Welcome to BenefitsCal.

We're here to support you with food, cash aid, and health coverage benefits.

### What do you want to do today?



#### Apply for benefits

Learn more about food, cash aid, and health coverage programs



#### Manage my benefits

Upload documents, submit renewals, and more



#### Set up an account as a Community Based Organization



#### Explore support and BenefitsCal resources



[Watch a video on how to create an account and start your application](#)

I want to apply for benefits.

 Ask Robin

# Instructions: (2) Upload Documents

14/19

- ▶ 1. Citizenship Verification
  - ▶ Passport
  - ▶ Birth Certificate
  - ▶ Green Card
- ▶ 2. Income Verification
  - ▶ Financial Award Letter
  - ▶ Work study verification OR recent pay stubs
- ▶ 3. Student Verification
  - ▶ Enrollment Verification
- ▶ **Provide good contact number and best time(s) for phone interview**



# Instructions: (3) Interview

15/19

- ▶ **Missing your Interview will result in denial!**
- ▶ Within 3 days you will receive a text/call to schedule an interview
  - ▶ Over the phone
  - ▶ While many organizations are working remotely the only option for the interviews will be over the phone
- ▶ Your interview must be completed within 30 days of application



# Instructions: (3) Interview Preview

16/19

- ▶ Be prepared to answer the following questions:
  - ▶ Verify name, address, and SSN
  - ▶ How much is rent + utilities?
  - ▶ What bank do you use?
  - ▶ How much money is in your checking and savings?
  - ▶ Do you receive financial help from parents or other source?
  - ▶ Do you have loans outside of school?
  - ▶ Are you a full-time or part-time student?





# Instructions: (4)Approval/Denial

17/19

- ▶ Letter sent via mail within 3-30 days
  - ▶ No word within two weeks?
  - ▶ Call HAS Medi-Cal @ 415-558-4700
- ▶ **Approved**
  - ▶ Receive up to \$292/mo
  - ▶ EBT Benefits card will be mailed, and PIN will be mailed separately
  - ▶ Complete SAR 7 Eligibility Status Report Form or RRR (Recertification for CalFresh Benefits) to maintain benefits
- ▶ **Denied**
  - ▶ Consider appealing
  - ▶ Contact the Student Financial Services Office if you are unsure why you were denied



# Instructions: (4)Approval/Denial

## ▶ **SAR 7 Eligibility Status Report Form**

- ▶ Reporting changes
- ▶ Most people will need to report their income and living situation in the 6<sup>th</sup> month of their yearly CalFresh certification period.
  - ▶ Instructions for SAR 7 found [here](#)

## ▶ **RRR- Recertification for CalFresh Benefits**

- ▶ Occurs once a year and requires an interview to determine continued eligibility.
- ▶ The interview will entail reporting any changes of address, family size, children's school attendance, employment, income, property and expenses.
  - ▶ Instructions for RRR found [here](#)



# Instructions: (5) Using my Benefits

18/19

- ▶ Monthly benefits are added at the beginning of each month
- ▶ Use your EBT card at participating grocery stores for FOOD only
  - ▶ Non-food items (i.e. household goods) will be paid for with the remaining balance
- ▶ Participating stores will often indicate if EBT is accepted
- ▶ Find participating stores here: [EBT Locator](#)



# Other Resources

19/19

- ▶ Student Financial Services
  - ▶ [Click here to request School Documentation for CalFresh](#)
- ▶ Basic Needs and Food Security
  - ▶ Student Food Market



Student  
Financial Services  
Student Academic Affairs



**SF·MARIN**  
FOOD BANK